

Energivm

SPECIFICATION for
Alkaline battery

| | |
|---------------|--------------|
| Battery Model | LR14 |
| Edition | A0 |
| Pages | 7 |
| Issue date | Jan 10, 2009 |

Address: Rm G2201, Nan Fung Centre, No. 264-298, Castle Peak Road, Tsuen Wan, Hong Kong
Tel: +852 2482 9910 Fax: +822 2482 6330
web: www.jsa-electronics.com email: marketing@jsa-electronics.com

1. Scope

This specification is applicable to alkaline cell LR14 (Mercury and Cadmium free)

2. Law & Regulation Compliances

This product complies with EU's battery directive (2006/66/EC)

Packaging materials comply with EU's directive on packaging materials and waste (94/62/EC)

3. General

3.1 Type designation

| | |
|---------|------|
| IEC/JIS | LR14 |
| ANSI | 14A |
| Common | C |

3.2 Chemical system: Zn/KOH-H₂O/MnO₂

3.3 Nominal voltage: 1.5V

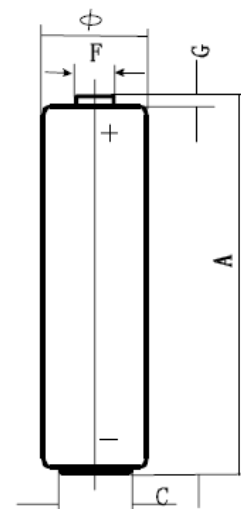
3.4 Weight: Approximate 68g

3.5 Dimension (mm)

The dimension shall be in accordance with the below figures both prior to and after service output test.

Measuring equipment shall be with an accuracy $\pm 0.05\text{mm}$ at least.

| / | min | max |
|--------|------|------|
| Φ | 25.0 | 26.0 |
| A | 49.0 | 50.0 |
| C | 18.5 | 19.5 |
| F | 6.0 | 7.0 |
| G | 1.6 | 2.5 |



3.6 Capacity: Approximate 7500mAh (25mA, 24h/d, 20°C, e.v.=0.8V)

| | |
|----------------------------------|-----------------|
| 3.7 Operation temperature: | -18°C ~ +50°C |
| Recommended storage temperature: | Not exceed 30°C |

4. Appearance

The battery visually inspected by unaided eye at 30cm away from battery. The battery shall be free from dents, scratch, rust and extruded internal compounds, such as sealing compounds and serious displacement of artwork. Appearance defects shall not be observed that may adversely affect actual use or performance of batteries.

5. Electrical Characteristics

Unless otherwise stated, all measurements are to be performed at a Standard Environment of (20±2°C, 60±15% RH)

All samples are normalized for 8 hours at least at the above environment prior to measurement

The digital voltmeter (DCM) is with the precision of 1mV (internal resistance not less than 1 MΩ). The load resistance of the total circuit is accurate within ±0.5% of the specified value.

5.1 Open circuit voltage and closed circuit voltage (Load resistance 1.0Ω, 0.3s)

| / | | OCV(V) | CCV(V) | S.C.(A) (reference) |
|--------------|--------|--------|--------|---------------------|
| Initial | Min | 1.57 | 1.20 | 7.5 |
| | Normal | 1.60 | 1.30 | 12.0 |
| After 1 year | Min | 1.55 | 1.10 | 5.5 |
| | Normal | 1.57 | 1.25 | 9.0 |

5.2 Service output

| Load | | 3.9 Ω | 3.9 Ω | 3.9 Ω | 400mA | 20 Ω |
|--------------|--------|-------|-----------------|-------|-------|------|
| Test mode | | 24h/d | 4min/h, 8h/d | 1h/d | 2h/d | 4h/d |
| End voltage | | 0.9V | 0.9V | 0.8V | 0.9V | 0.9V |
| Unit | | h | h | h | h | h |
| Initial | MAD | 16.5 | 18.0 | 19.0 | 10.5 | 118 |
| | Normal | 18.0 | 20.0 | 21.0 | 11.5 | 120 |
| After 1 year | MAD | 15.0 | 17.0 | 18.0 | 9.5 | 113 |
| | Normal | 17.5 | 19.0 | 20.0 | 10.5 | 115 |

m: minute h: hour d: day

* The initial discharge test shall commence within 30 days of manufacture. During storage period, the cells shall be stored under room temperature conditions

* Lot release service output test is conducted by 20Ω continuous discharging to 0.9V

- The batteries shall not leak during and service life test before the end voltage reached

- The load resistor, including all parts of the external circuit, shall be within ±0.5% of the stated value

6. Leakage Resistance

6.1 Over discharge leakage test

No. of test samples: 9 pcs

Test conditions: 20±2°C, RH 60±15%, 3.9Ω continuous discharge 48h

Requirement: No visible leakage; No explosion

6.2 High temperature leakage test

No. of test samples: 24 pcs

Test conditions: store 20 days under 60±2°C, RH 90±5%, then store 4~24h under standard environment

Requirement: No visible leakage; No explosion

7. Security Characteristics

7.1 User Drop Test

This test simulates the situation when a battery is accidentally dropped

Test conditions: Undischarged test batteries shall be dropped from a height of 1m onto a concrete surface. Each test battery shall be dropped six times, twice in each of the three axes.

The test batteries shall be stored for 1 hour afterwards

No. of test samples: 5 pcs

Requirement: No fire, explosion or leakage after 1 hour. OCV maintenance rate is above 95%

7.2 Short-circuit explosion-proof characteristics

This test simulates an external short circuit of a battery during daily handling of batteries

Test conditions: Positive and negative terminals of an undischarged battery shall be connected directly.

The circuit shall be completed for 24h or until the battery case temperature has returned to ambient temperature. The resistance of the inter-connecting circuitry shall not exceed 0.1Ω

No. of test samples: 5 pcs

Requirement: No fire and no explosion; Leakage is allowed

7.3 Reverse polarity installation

This test simulates incorrect installation of a battery in a series application

Test conditions: 4 undischarged batteries are used per test. 3 batteries are placed correctly in series, the 4th battery is connected with reversed polarity with respect to others. The circuit is maintained until venting occurs or the reversed battery temperature has returned to ambient temperature

No. of test samples: 20 pcs (in 5 group)

Requirement: No fire and no explosion; Leakage is allowable

8. Expiry Date

5 years

9. Expiry Date Marking

9.1 Unless otherwise specified, each battery will carry a manufacturing date code followed by month and year of manufacturing for domestic and manufacturing datecode followed by month and year of expiry

for export (shelf life 5 years)

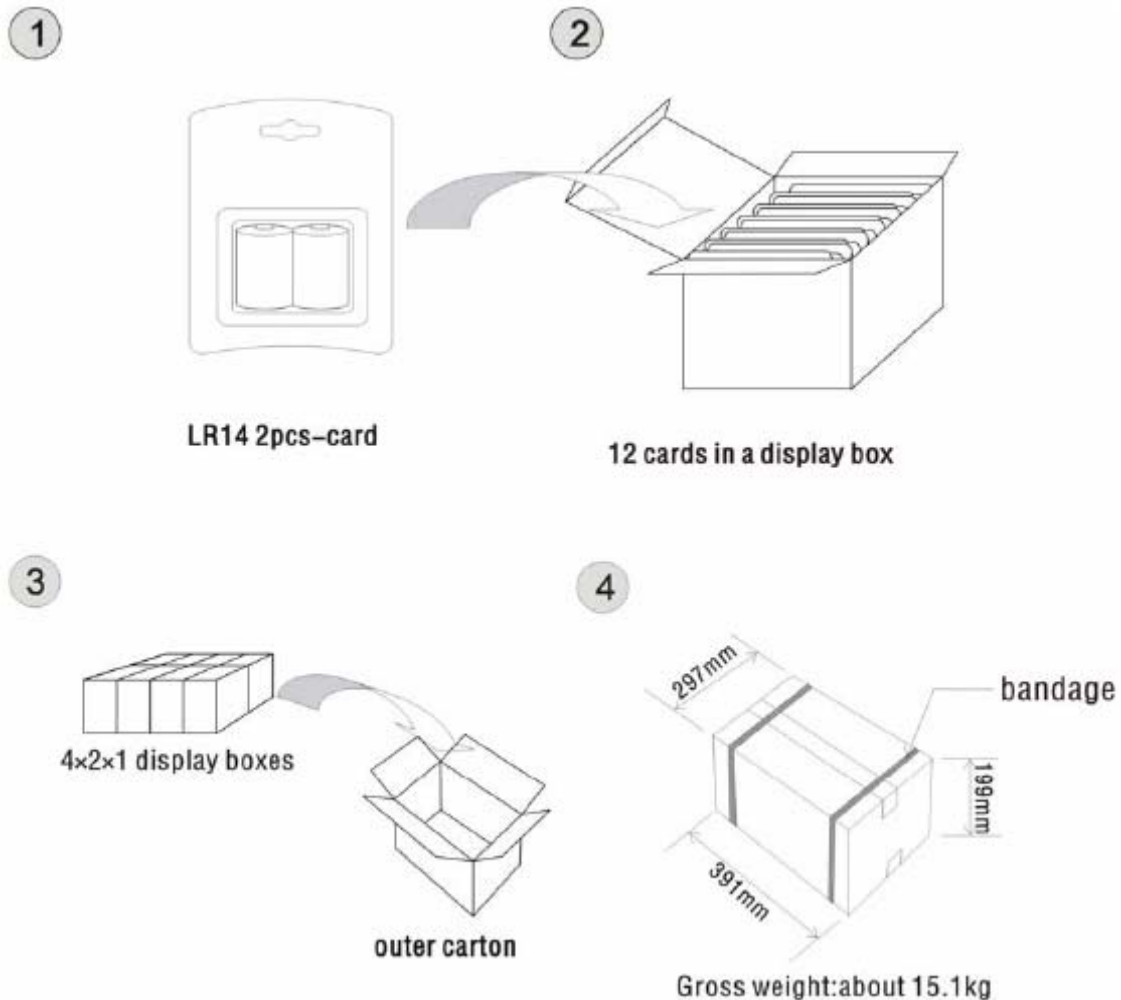
9.2 For private label, can mark according to customer's requirement

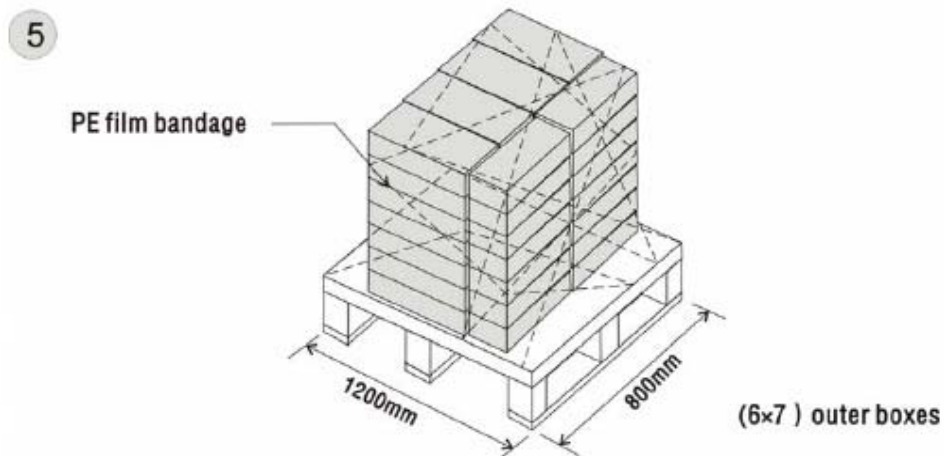
10. Packaging Requirement

10.1 The total of heavy metal lead, cadmium and hexavalent chromium concentration shall not exceed 100ppm in Packaging materials and printing inks. Ozone depleting substances (ODS) shall not be used in the manufacturing of any packaging.

The printing on each cell label is legible and permanent. Label defects, if any, shall conform to mutually agreed upon limit samples

10.2 It is recommended that packaging for shipment and sales according with Packaging Specification of JSA. For example, 2 pcs battery in a blister, 12 blisters in a display box, and 2*4*1 display boxes in a final outer carton, and (4+2)*7 outer cartons on a pallet. Flow chart as below:





10.3 Otherwise packaging for shipment and sales shall conform to the mutually agreed to Packaging Specification of the designated customers

11. Components / Information on Ingredients:

Chemical Nature: Alkaline zinc-manganese dioxide batteries

| MATERIALS | APPROXIMATE PERCENT OF TOTAL WEIGHT (%) | CAS NO. | MATERIALS | APPROXIMATE PERCENT OF TOTAL WEIGHT (%) | CAS NO. |
|---------------------------------------|---|-----------|------------|---|------------|
| Manganese Dioxide (MnO ₂) | ~41.0 | 1313-13-9 | Brass | ~1.35 | 12597-71-6 |
| Zinc Powder (Zn) | ~17.5 | 7440-66-6 | Fe | ~15.0 | 7439-89-6 |
| Water (H ₂ O) | ~10.0 | 7732-18-5 | Ni-plating | ~0.18 | 7440-02-0 |
| Potassium Hydroxide (KOH) | ~8.0 | 1310-58-3 | Bi | ~0.005 | 7440-69-9 |
| Carbon | ~2.5 | 7782-42-5 | In | ~0.005 | 7440-74-6 |

Chart 1. Discharge diagram

