



EVX 12300

12V 30.0Ah

EVX 12300 is designed specially for electric vehicles, such as electric golf cart, electric wheelchair, mower, dust collector...etc. It has high cycling life, high efficiency and long service life.



Specification

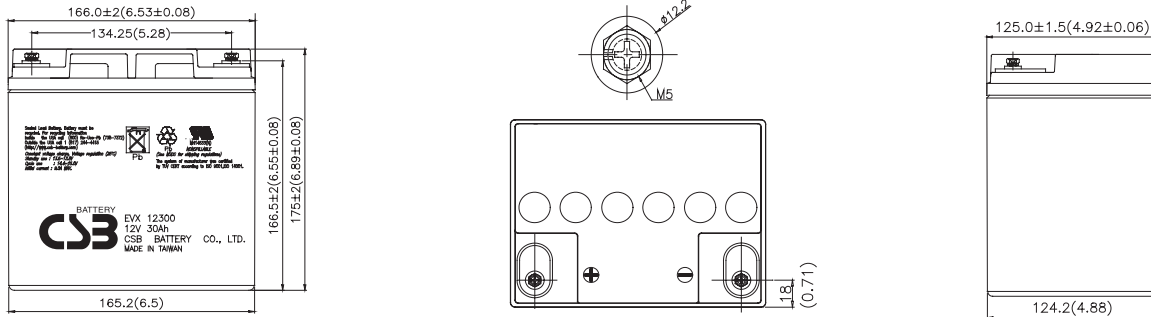
Cells Per Unit	6
Voltage Per Unit	12
Capacity	30Ah @ 20hr-rate to 1.75V per cell @25 °C (77°F)
Weight	Approx. 10.9kg(24.1 lbs)
Maximum Discharge Current	400A(5sec)
Internal Resistance	Approx. 9mΩ
Operating Temperature Range	Discharge: -20°C~50°C (-4°F~122°F) Charge: 0°C~40°C (32°F~104°F) Storage: -20°C~40°C (-4°F~104°F)
Nominal Operating Temperature Range	25°C±3°C (77°F±5°F)
Float Charging Voltage	13.5 to 13.8 VDC/unit Average at 25°C (77°F)
Recommended Maximum Charging Current Limit	9.0A
Equalization and Cycle Service	14.4 to 15.0 VDC/unit Average at 25°C (77°F)
Self Discharge	CSB Batteries can be stored for more than 6 months at 25°C (77°F). Please charge batteries before using. For higher temperatures the time interval will be shorter.
Terminal	Thread Insert & Bolt
Container Material	-ABS (UL94-HB)*Flammability resistance of UL94-V2 can be available upon request.



CSB-manufactured batteries are UL-recognized components under UL924 and UL1989. CSB is also certified by ISO 9001 and ISO 14001.

Dimensions

unit: (MM)



Constant Current Discharge Characteristics Unit:A (25°C ,77°F)

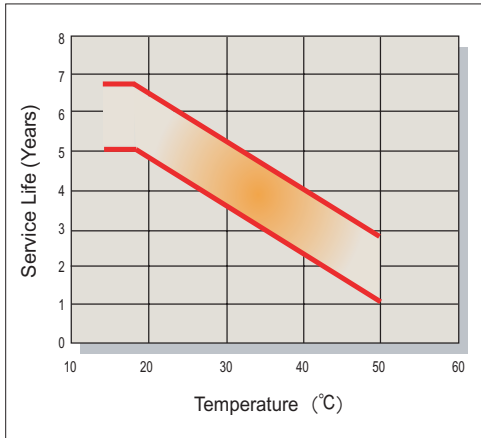
F.V/Time	30MIN	60MIN	90MIN	2HR	3HR	4HR	5HR	8HR	10HR	20HR
1.60V	31.2	17.7	12.7	10.7	7.48	6.05	5.03	3.28	2.82	1.44
1.67V	30.4	17.1	12.1	10.2	7.17	5.81	4.84	3.15	2.72	1.39
1.70V	30.0	16.8	11.9	10.0	7.04	5.70	4.76	3.10	2.68	1.37
1.75V	29.2	16.3	11.6	9.75	6.83	5.54	4.64	3.01	2.61	1.33
1.80V	28.4	15.8	11.3	9.50	6.61	5.37	4.51	2.92	2.53	1.28
1.85V	27.6	15.3	10.9	9.25	6.40	5.21	4.39	2.83	2.46	1.24

Constant Power Discharge Characteristics Unit:W (25°C ,77°F)

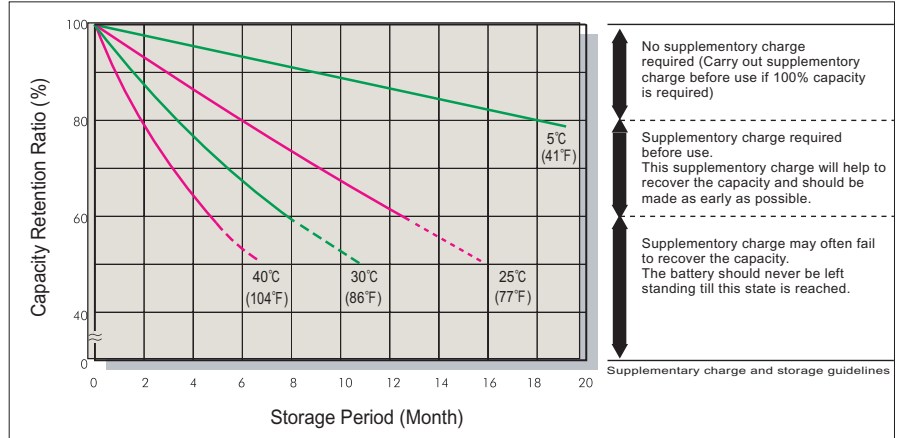
F.V/Time	30MIN	60MIN	90MIN	2HR	3HR	4HR	5HR	8HR	10HR	20HR
1.60V	374	212	152	128	89.8	72.6	60.4	39.4	33.8	17.3
1.67V	364	205	146	122	86.1	69.7	58.1	37.9	32.6	16.7
1.70V	360	202	143	120	84.5	68.4	57.1	37.2	32.1	16.4
1.75V	351	196	139	117	81.9	66.4	55.6	36.1	31.2	15.9
1.80V	341	190	135	114	79.3	64.4	54.1	35.0	30.3	15.4
1.85V	332	184	131	111	76.7	62.4	52.6	33.9	29.4	14.9

● All mentioned values are average values.

Trickle (or Float) Service Life



Capacity Retention Characteristic

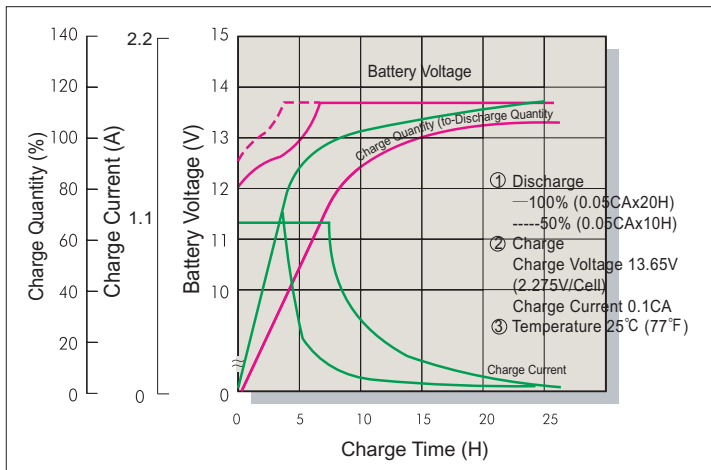


No supplementary charge required (Carry out supplementary charge before use if 100% capacity is required)

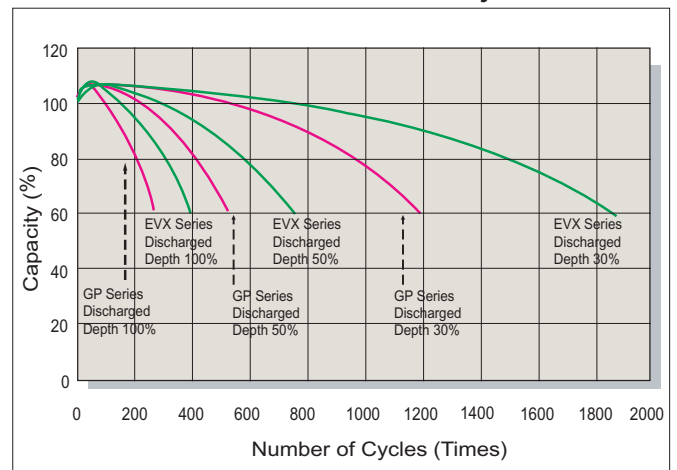
Supplementary charge required before use. This supplementary charge will help to recover the capacity and should be made as early as possible.

Supplementary charge may often fail to recover the capacity. The battery should never be left standing till this state is reached.

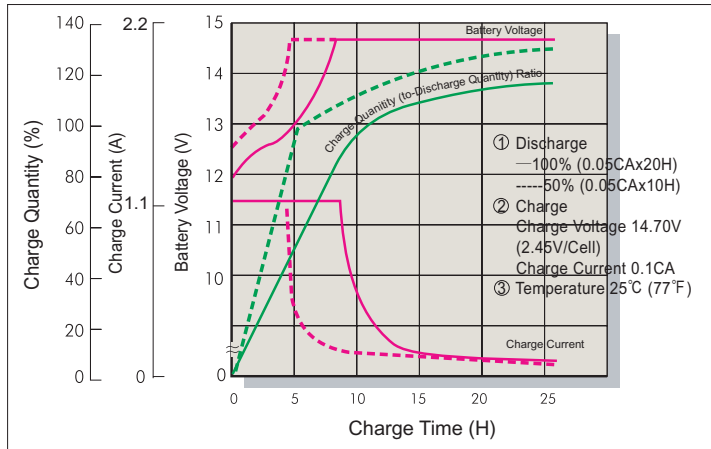
Battery Voltage and Charge Time for Standby Use



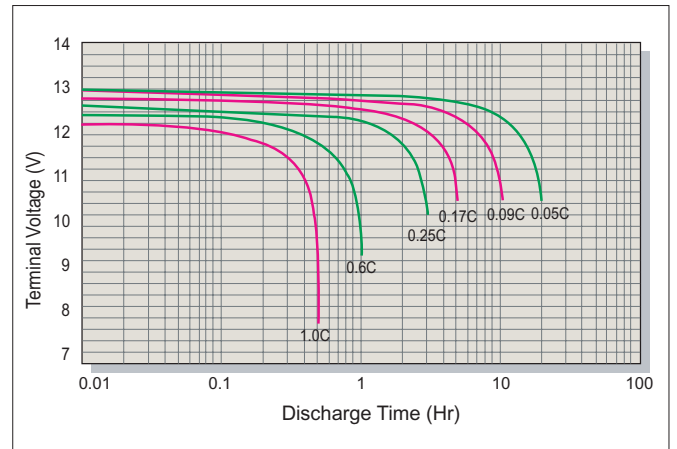
GP & EVX Series Cycle Service Life



Battery Voltage and Charge Time for Cycle Use



Terminal Voltage (V) and Discharge Time (25°C/77°F)



Charging Procedures

Application	Charge Voltage (V/Cell)			Max. Charge Current
	Temperature	Set Point	Allowable Range	
Cycle Use	25°C (77°F)	2.45	2.40~2.50	0.3C
Standby	25°C (77°F)	2.275	2.25~2.30	

Discharge Current VS. Discharge Voltage

Final Discharge Voltage V/Cell	1.75	1.70	1.55	1.30
Discharge Current (A)	0.2C>(A)	0.2C<(A)<0.5C	0.5C<(A)<1.0C	(A)>1.0C